

# LINEA SOFT

COLLEZIONE CASA DI RIPOSO



Ciò che è fondamentale comprendere nella realtà dell'anziano, è il forte disagio che nasce dall'impossibilità di continuare a vivere nel proprio ambiente, sentire il calore della propria casa, l'intimità della propria stanza, fattori ai quali ognuno di noi è strettamente legato e a cui l'anziano è costretto a rinunciare pur di ricevere un'adeguata e completa assistenza sia a livello medico che sociale.

La creatività, legata alla funzionalità e all'estetica della collezione PEGASO, riesce con successo a limitare tale disagio, offrendo una vasta gamma di soluzioni per accogliere esigenze e gusti diversi, ricreando spazi sempre confortevoli, pratici, completi, e soprattutto familiari.

La Linea Soft di PEGASO è una linea che combina bene il gusto estetico con la praticità e la sicurezza.

Disponibile con colorati rivestimenti, mantiene un sottile profilo bombato che rafforza le linee precise dei suoi prodotti, conferendo allo stesso tempo leggerezza e luminosità.

Ideale per tutti gli ambienti, si adatta bene ad ogni esigenza con soluzioni piacevoli e funzionali.

*The first important thing to understand is that old person is ill-at-ease when he can not find the same room, when he can not feel the warmth of its own home and bedroom; these factors are important for everybody and sometimes old person has to renounce to them even though to receive medical and social assistance.*

*The creativity, related to the functionality and attractiveness of collection PEGASO, can successfully limit this difficulty offering a lot of solutions to answer each needing and creating comfortable, practical, complete and above all familiar spaces.*

*SOFT collection is a furniture line which perfectly match aesthetical taste with practicalness and safety.*

*It is available with coloured coverings; it has a rounded kine aspect, with precise lines, giving at the same time light and brilliant result.*

*It is the right solution for all rooms, answering to each different necessities in a comfortable and functional way.*



# Collezione casa di riposo

*Resting homes collection*

LINEA  
**SOFT**



# Comodini

## Bedside cabinets

La struttura e i ripiani sono realizzati con pannelli di particelle di legno, spessore 20 mm, trattati con sostanze che rendono impermeabile tutta la superficie.

Il cassetto è caratterizzato da una struttura perimetrale in multistrato di faggio scorrevole su guide con sistema antisfilamento.

I frontali del cassetto e dell'anta sono rivestiti da laminato plastico, spessore 0,9 mm, e sono caratterizzati da bordatura in SOFTFORMING, spessore 3 mm, a sezione arrotondata antitrauma.

Le cerniere sono in acciaio nichelato e regolabili su 2 assi con apertura massima a 110°. In alcuni modelli, lateralmente è presente un vano con tavolo servitore estraibile a scomparsa realizzato con profili in acciaio verniciato e cromato, completo di sistema di elevazione con pompa a gas comandato da pulsante inserito sulla maniglia di estrazione.

Il piano del tavolo servitore è realizzato in ABS termoformato con bordi perimetrali di contenimento liquidi, con inclinazione a lettura regolabile su 4 posizioni.

La base è dotata di gambe in tubo tondo di acciaio verniciato diametro 60 mm con piedini in PVC regolabili oppure 4 ruote in PVC gemellari piroettanti diametro 50 mm. completa di telaio in profili di acciaio verniciato con supporto porta padelle.

*The structure and the shelves are made of panels composed by wood particles, thickness 20 mm, treated with waterproof substances.*

*The drawer is characterized by a perimetrical structure made of multilayer beech and a front part made of solid wood; it runs on slides with bearing and blocking system.*

*The frontal part of the drawers and doors is covered with plastic laminate, thickness 0,9 mm and has a border made of SOFTFORMING, thickness 3 mm with rounded shockproof section.*

*The doors hinges are made of nickelized steel, adjustable on two axes with maximum opening to 110°.*

*Some models are equipped with extractable serving table, realized with varnished and chromed steel profiles.*

*The elevation of the serving table is made through a gas spring operated by a button placed on the extraction handle.*

*The surface of the serving table is made of thermoformed ABS, with perimetrical border drip-catcher, and it can be reclined in four different reading positions.*

*The base is equipped with legs made of tubular varnished steel, Ø 60 mm. with adjustable feet made of PVC;*

*as alternative it is possible to put four swivelling wheels made of PVC Ø 50 mm.*

*The base is complete also with frame made of varnished steel profiles with bedpan support.*

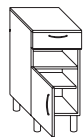


4

LINEA SOFT



**Comodino monofronte, 1 anta, 1 cassetto**  
Bedside table, one front, one door, one drawer.



**Comodino monofronte, 1 anta, vano a giorno, 1 cassetto**  
Bedside table, one front, one door, one open space, one drawer



**Comodino monofronte su ruote, 1 anta, 1 cassetto**  
Bedside table, on wheels, one front, one door, one drawer



**Comodino monofronte su ruote, 1 anta, vano a giorno, 1 cassetto**  
Bedside table, on wheels, one front, on door, one open space, one drawer



**Comodino monofronte su ruote, 1 anta, vano a giorno, 1 cassetto, piano servitore**  
Bedside table, on wheels, one front, one door, one space, serving table

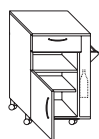
	L	P	H
<b>LC2100</b>	45	45	75

	L	P	H
<b>LC2105</b>	45	45	88

	L	P	H
<b>LC2150</b>	45	45	70

	L	P	H
<b>LC2155</b>	45	45	88

	L	P	H
<b>LC2110</b>	50	43,5	88



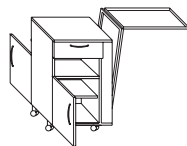
**Comodino monofronte su ruote, 1 anta, vano a giorno, 1 cassetto, portabottiglie laterale**  
Bedside table on wheels, one front, one door, open space, one drawer, lateral bottle holder

	L	P	H
<b>LC2113</b>	50	43,5	88



**Comodino bifronte su ruote, 2 ante, vano a giorno, 1 cassetto**  
Bedside table, two fronts, on wheels, two doors, open space, one drawer

	L	P	H
<b>LC2205</b>	44	43,5	88



**Comodino bifronte su ruote, 2 ante, vano a giorno, 1 cassetto, piano servitore**  
Bedside table on wheels, 2 fronts, two doors, open space, one drawer, serving table

	L	P	H
<b>LC2210</b>	50	43,5	88



**Comodino bifronte su ruote, 2 ante, vano a giorno, 1 cassetto, portabottiglie laterale**  
Bedside table 2 fronts on wheels, two doors, open space, one drawer, lateral bottle holder

	L	P	H
<b>LC2213</b>	50	43,5	88



**Comodino sospeso, 1 anta, 1 cassetto**  
Hanging bedside table, one door, one drawer

	L	P	H
<b>LC2300</b>	45	45	60



# LINEA SOFT PEGASO



## Comò / Chest



Portabottiglie  
Bottle holder

	L	P	H
<b>LZ22000</b>	18	10	15



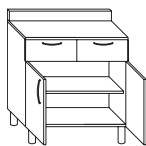
Archetto portasalviette  
Little arc for towels

	L	P	H
<b>LZ22020</b>	30	5	0,4



Portabottiglie posteriore  
Back bottle holder

	L	P	H
<b>LZ22040</b>	30	10	15



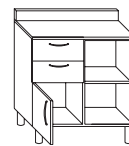
Comò, 2 cassetti, 2 ante  
Chest of drawers with 2 drawers,  
2 doors

	L	P	H
<b>LE22200</b>	100	55	93



Comò, 4 cassetti, 2 ante  
Chest of drawers with 4 drawers,  
2 doors

	L	P	H
<b>LE22205</b>	100	55	93



Comò, 2 cassetti, 1 ante, vano a giorno  
Chest of drawers 2 drawers, 1 door,  
open space

	L	P	H
<b>LE22210</b>	100	55	93



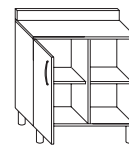
Comò, 8 cassetti,  
Chest of drawers with 8 drawers

	L	P	H
<b>LE22220</b>	100	55	93



Comò, 4 cassettoni,  
Chest of drawers with 4 drawers

	L	P	H
<b>LE22225</b>	100	55	93



Comò, 2 ante, divisorio interno e ripiani  
Chest of drawers with 2 doors,  
inner partition and shelves

	L	P	H
<b>LE22240</b>	100	55	93

# Armadi

## Wardrobes

La struttura e i ripiani sono realizzati con pannelli di particelle di legno, spessore 20 mm, trattati con sostanze che rendono impermeabile tutta la superficie, che risulta lucida, resistente e durevole nel tempo grazie alla finitura melaminica.

Lungo il perimetro speciali guarnizioni in PVC impediscono il formarsi della polvere al suo interno. I cassetti sono realizzati in fibra di legno laccata scorrevoli su guide in metallo antisfilamento.

Le ante sono laminate su entrambe le facce e sono caratterizzate da bordatura in SOFTFORMING, spessore 3 mm, a sezione arrotondata antitrauma. Cerniere in acciaio nichelato regolabili su 3 assi ad apertura 110° con serratura di serie e chiave maestra su richiesta.

La stabilità dei ripiani è garantita dai reggipiani a doppio perno, uno applicato ai fianchi e uno al piano.

La base è dotata di gambe in tubo di acciaio verniciato diametro 60 mm con piedini in PVC regolabili.

*The structure and the shelves are made of panels composed by wood particles, thickness 20 mm, treated with waterproof substances; in this way it results shining, strong and durable thanks to the melaminic finish.*

*On the perimeter there are special garnishes to avoid dust; inside there are drawers made of lacquered wood fibre running on metal slides with blocking system.*

*The doors are made of laminate on both sides with border made of SOFTFORMING, thickness 3mm with rounded shockproof section.*

*The doors hinges are made of nickelized steel, adjustable on three axes, opening to 110°, they are equipped with lock, and on request, with master key.*

*The shelves stability is warranted by supports with double pivot, one attached to the shelf and one to the inner side of wardrobe.*

*The base is equipped with legs made of tubular varnished steel, Ø 60 mm. with adjustable feet made of PVC.*



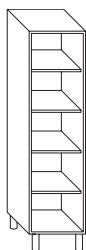
6

LINEA SOFT

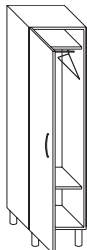
Maggiorazione serratura  
chiave maestra  
Overprice for master key

Chiave passpartout  
per numero di responsabili  
Overprice for passe-partout key

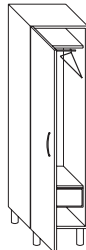
<b>LZ1011</b>	<b>LZ1030</b>
---------------	---------------



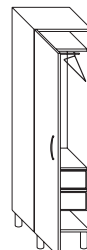
Armadio a giorno  
Open wardrobe



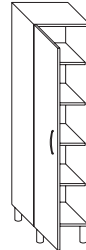
Armadio 1 anta, 1 vano con asta  
appendiabiti e ripiani  
Wardrobe one door, one place,  
with shelves and hanger for crutches



Armadio 1 anta, 1 vano con asta  
appendiabiti, ripiani, 1 cassetto  
Wardrobe one door, one place, one  
drawer, shelves and hanger for crutches



Armadio 1 anta, 1 vano con asta  
appendiabiti, ripiani, 2 cassetti  
Wardrobe one door, one place, hanger  
for crutches, shelves, 2 drawers



Armadio 1 anta, con ripiani  
Wardrobe one door with shelves

LA1100	L	P	H	LA2105	L	P	H	LA2110	L	P	H	LA2115	L	P	H	LA2120	L	P	H
LA1100	50	55	195	LA2105	50	55	195	LA2110	50	55	195	LA2115	50	55	195	LA2120	50	55	195

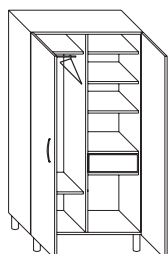
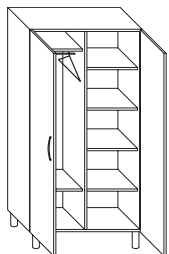




# Armadi

Wardrobes

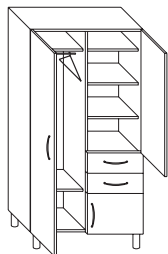
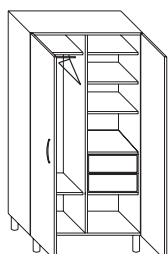
LINEA  
SOFT



**Armadio 2 ante, 1 vano con asta appendiabiti e ripiani**  
Wardrobe two doors, one place, hanger for crutches and shelves

**Armadio 2 ante, 1 vano con asta appendiabiti, ripiani, 1 cassetto**  
Wardrobe two doors, one place, hanger for crutches, shelves and one drawer

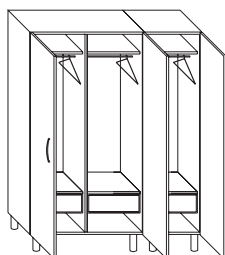
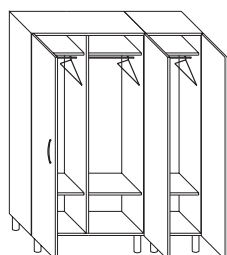
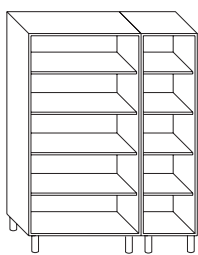
	L	P	H		L	P	H
<b>LA2225</b>	100	55	195	<b>LA2230</b>	100	55	195



**Armadio 2 ante, 1 vano con asta appendiabiti, ripiani, 2 cassetti**  
Wardrobe two doors, one place, hanger for crutches, shelves and 2 drawers

**Armadio 3 ante, 1 vano con asta appendiabiti, 2 cassetti esterni**  
Wardrobe three doors, one place, hanger for crutches, shelves and two external drawers

	L	P	H		L	P	H
<b>LA2235</b>	100	55	195	<b>LA2240</b>	100	55	195

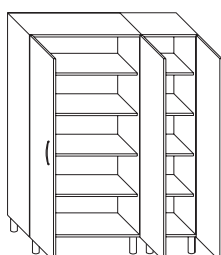
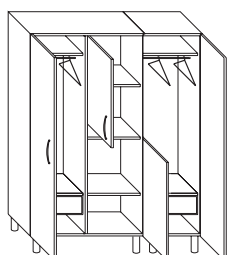
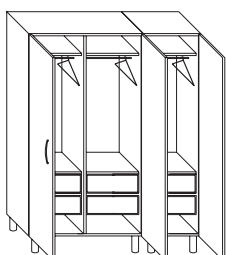


**Armadio a giorno**  
Open wardrobe

**Armadio 3 ante, 3 posti, asta appendiabiti, ripiani**  
Wardrobe three doors, three places, hanger for crutches, shelves

**Armadio 3 ante, 3 posti, asta appendiabiti, ripiani, 1 cassetto**  
Wardrobe three doors, three places, hanger for crutches, shelves, one drawer

	L	P	H		L	P	H		L	P	H
<b>LA1300</b>	150	55	195	<b>LA2305</b>	150	55	195	<b>LA2310</b>	150	55	195



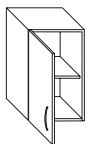
**Armadio 3 ante, 3 posti, asta appendiabiti, ripiani, 2 cassetti**  
Wardrobe three doors, three places, hanger for crutches, shelves, two drawers

**Armadio 4 ante, 2 posti, asta appendiabiti, ripiani, 1 cassetto**  
Wardrobe 4 doors, two places, hanger for crutches, shelves, one drawer

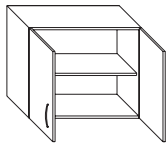
**Armadio 3 ante, ripiani**  
Wardrobe three doors with shelves

	L	P	H		L	P	H		L	P	H
<b>LA2315</b>	150	55	195	<b>LA2400</b>	150	55	195	<b>LA2320</b>	150	55	195

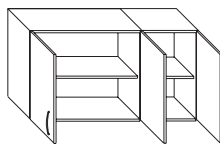




**Sopralzo 1 anta, ripiano**  
Over cabinet one door, one shelf



**Sopralzo 2 ante, ripiano**  
Over cabinet two doors, one shelf



**Sopralzo 3 ante, ripiano**  
Over cabinet three doors and shelf

	L	P	H		L	P	H		L	P	H
<b>LS2105</b>	50	55	75	<b>LS2205</b>	100	55	75	<b>LS2305</b>	100	55	75

# Boiserie, Divisori

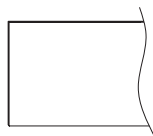
## Boiserie, Separating system

La struttura testaletto è realizzata con pannelli uniformi di particelle di legno, spessore 20 mm, con rivestimento in laminato plastico o imbottito frontalmente in materiale espanso e rivestito in similpelle ignifugo. La bordatura superiore è disponibile in legno massello con bordi laterali e inferiori in ABS e completamente in ABS. Il modulo tenda si propone come soluzione ideale al problema della privacy nelle camere che raccolgono più di un ospite, sia per vivere con maggior tranquillità particolari momenti personali che per espletare necessità mediche. L'elemento che contiene la tenda e la mensola superiore sono realizzati con pannelli uniformi di particelle di legno, laminati su entrambi le superfici con bordi arrotondati in ABS completo di supporto a soffitto o a parete in acciaio cromato o in ottone. La tenda in tessuto Trevira, ignifugo (CLASSE 1IM) scorre all'interno di un binario con comando a frusta applicato alla mensola.

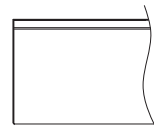
The structure is made of panels composed by wood particles, thickness 20 mm, with covering made of plastic laminate or frontally padded and upholstered with fireproof simil leather. The upper border is available in solid wood with lateral and inferior edges made of ABS. The module curtain is the best solution for the privacy matters of the bedrooms with more than one patient or for particular situations related to medical necessities. The structure which has the curtain inside and the upper part, are made of panels composed by wood particles, laminated on both sides with rounded edges made of ABS; it is complete with ceiling or wall support made of chromed steel or brass. The curtain is made of fireproof fabric TREVIRA (class 1IM), and it runs inside a track with whip control.



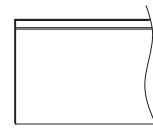
10  
LINEA SOFT



Pannello testaletto laminato ignifugo bordo ABS  
Shaped panel ABS edge

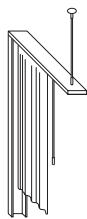


Pannello testaletto laminato ignifugo bordo MASSELLO  
Straight panel solid wood edge

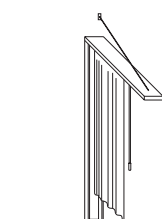


Pannello testaletto imbottitura ignifuga bordo MASSELLO  
Straight panel fireproof padding, with solid wood edge

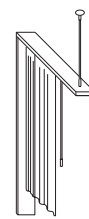
	L	P	H		L	P	H		L	P	H	
<b>LR1022</b>	ml	3	110		<b>LR3022</b>	ml	3	110	<b>LR3110</b>	ml	3	100
<b>LR1024</b>	ml	3	180		<b>LR3024</b>	ml	3	180	<b>LR3116</b>	ml	3	160



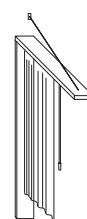
Contenitore per tenda divisoria a mensola, supporto a soffitto  
Partition curtain with ceiling support



Contenitore per tenda divisoria a mensola, supporto a parete  
Partition curtain with wall support



Tenda divisoria a mensola, supporto a soffitto  
Partition curtain with ceiling support



Tenda divisoria a mensola, supporto a parete  
Partition curtain with wall support

L	P	H	L	P	H	L	P	H	L	P	H
20	20/180	180/40	20	20/180	180/40	20	20/180	180/40	20	20/180	180/40
<b>LD1000</b>			<b>LD1005</b>			<b>LD1001</b>			<b>LD1006</b>		

# Testiere, Pediere

Head foot panels

LINEA  
**SOFT**

La collezione PEGASO prevede l'utilizzo dei letti serie THECO e THEOREMA completi di tutti gli accessori presenti nei relativi cataloghi. Le testiere sono realizzate con masselli verticali completi di guide di scorrimento per le coppie sponde in profilo di lega estrusa con pulsanti blocco/sblocco e sistema antigancio di sicurezza.

Internamente viene racchiusa una specchiatura realizzata con pannelli uniformi di particelle di legno spessore 20 mm e rivestita in laminato plastico spessore 9/10 antigraffio e antiurto.

Nella parte superiore può essere applicato un maniglione in legno massello arrotondato o in tubo di acciaio verniciato antigraffio.

I supporti di aggancio delle testiere/pediere, sono realizzati in lamiera di acciaio verniciato e sono dotati nel lato testa di sedi per l'inserimento dell'asta flebo e dell'asta sollevamatali.

A seconda del modello le sponde possono essere a 4 settori o a 3 barre in legno massello.

PEGASO Collection will use the bed bases of the lines THECO and THEOREMA, complete with all the accessories already indicated on the others catalogues. The head foot panels are made of vertical solid wood, complete with slides for side rails, made of alloy profile, with blocking button and safety system. Inner wood panel thickness 20 mm. coated with plastic laminate thickness 9/10 shockproof and scratchproof.

On the upper part is possible to put handle made of rounded solid wood or varnished steel scratchproof.

The joint support of head/foot panels are made of varnished sheet steel and on the head side are equipped with holes for I.V stand and lifting pole.

Following the different model, the side rails can have four or three bars made of solid wood.



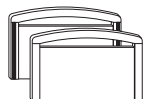
Letto THECO  
THECO version



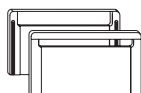
Letto THECO  
THECO version



Letto THEOREMA  
THEOREMA version



Testiera/Pediera con montanti in massello e maniglione superiore  
Head/Foot panels with uprights made of solid wood



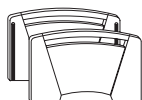
Testiera/Pediera con montanti in massello e maniglione superiore  
Head/Foot panels with uprights made of solid wood

	L	P	H		L	P	H
<b>LT00010</b>	102	3	65	<b>LT00050</b>	102	3	64
<b>LT00011</b>	102	3	65	<b>LT00051</b>	102	3	64
<b>LT00000</b>	102	3	65				

senza supporto aste  
without support for accessories  
con supporto aste  
with support for accessories  
senza guide con supporti aste  
without slides, with support for accessories



Testiera/Pediera con montanti in massello e maniglione superiore in acciaio  
Head/Foot panels with uprights made of solid wood and upper part made of steel



Testiera/Pediera con montanti in massello e maniglione superiore in acciaio  
Head/Foot panels with uprights made of solid wood




Testiera/Pediera con montanti in massello  
Head/Foot panels with wooden stulls



Testiera/Pediera con montanti in massello e pannellatura imbottita  
Head/Foot panels with upright made of solid wood and padded panels

	L	P	H		L	P	H		L	P	H
<b>LT00015</b>	102	3	64	<b>LT00025</b>	102	3	65	<b>LT00035</b>	102	3	64
<b>LT00016</b>	102	3	64	<b>LT00026</b>	102	3	65	<b>LT00036</b>	102	3	64
<b>LT00017</b>	102	3	64	<b>LT00027</b>	102	3	65	<b>LT00037</b>	102	3	64
								<b>LT00045</b>	102	3	65

senza supporto aste  
without support for accessories  
con supporto aste  
with support for accessories  
senza guide con supporti aste  
without slides, with support for accessories



Coppia sponde scorrimento verticale alluminio (3+3)  
Cuple of side rails vertical movement made of aluminium



Coppia sponde scorrimento verticale legno (3+3)  
Wooden cuple of side rails with vertical movement

	L	P	H		L	P	H
<b>LM00010</b>	200	3,5	7	<b>LM00030</b>	200	3,5	7

# Basi

## Bases

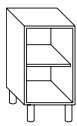
La struttura e i ripiani sono realizzati con pannelli di particelle di legno, spessore 20 mm, trattati con sostanze che rendono impermeabile tutta la superficie. Il cassetto è caratterizzato da una struttura perimetrale in multistrato di faggio e frontale in massello scorrevole su guide con sistema antisfilamento. Le ante sono laminate su entrambe le facce e sono caratterizzati da bordatura in SOFTFORMING, spessore 3 mm, a sezione arrotondata antitrauma. Le cerniere sono in acciaio nichelato e regolabili su 3 assi con apertura massima a 110°. Il top per basi è disponibile in varie lunghezze e l'altezza dell'alzatina può variare dai 3 ai 5 cm, per potersi adattare ai diversi tipi di basi, offrendo numerose soluzioni personalizzate di accostamento. Il piano è realizzato con pannelli uniformi di particelle di legno, con le superfici superiore ed inferiore laminate. La bordatura del piano e l'alzatina sono legno massello verniciato noce o altre essenze. La base è dotata di gambe in tubo di acciaio verniciato diametro 60 mm con piedini in PVC regolabili.

*The structure and the shelves are made of panels composed by wood particles, thickness 20 mm, treated with waterproof substances. The drawer is characterized by a perimetrical structure made of multilayer beech and a front part made of solid wood; it runs on slides with bearing and blocking system. The doors are made of laminate on both sides with border made of SOFTFORMING, thickness 3mm with rounded shockproof section. The doors hinges are made of nickelized steel, adjustable on three axes with maximum opening to 110°.*

*The top is available with different lengths and the height of the backsplash can change between 3 and 5 cm, giving in this way different personalized solutions. The top is made of panels composed by wood particles, and the upper and lower surfaces are laminated. The top border and the backsplash are made of solid varnished nut wood or other different colours. The base is equipped with legs made of tubular varnished steel, Ø 60 mm. with adjustable feet made of PVC.*



## Basi / Bases

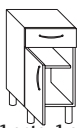


Base a giorno  
Open base



Base 1 anta  
Base 1 door

	L	P	H		L	P	H
<b>LB1100</b>	45	45	85	<b>LB2105</b>	45	45	85



Base 1 anta, 1 cassetto  
Base 1 door, 1 drawer



Base 4 cassetti  
Base 4 drawers

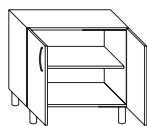
	L	P	H		L	P	H
<b>LB2110</b>	45	45	85	<b>LB2140</b>	45	45	85

12


LINEA SOFT



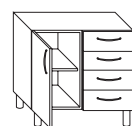
Base a giorno  
Open base



Base 2 ante  
Base 2 doors

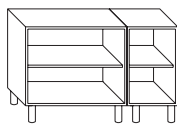


Base 2 ante, 2 cassetti  
Base 2 doors, 2 drawers

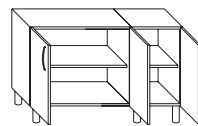


Base 1 anta, 4 cassetti  
Base 1 door, 4 drawers

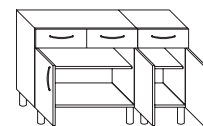
	L	P	H		L	P	H		L	P	H		L	P	H
<b>LB1200</b>	90	45	85	<b>LB2205</b>	90	45	85	<b>LB2210</b>	90	45	85	<b>LB2245</b>	90	45	85



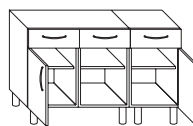
Base a giorno  
Open base



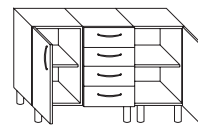
Base 3 ante  
Base 3 doors



Base 3 ante, 3 cassetti  
Base 3 doors, 3 drawers



Base 2 ante, 3 cassetti,  
1 vano a giorno  
Base 2 doors, 3 drawers, open space



Base 2 ante, 4 cassetti,  
Base with 2 doors, 4 drawers

	L	P	H		L	P	H		L	P	H		L	P	H		L	P	H
<b>LB1300</b>	135	45	85	<b>LB2305</b>	135	45	85	<b>LB2310</b>	135	45	85	<b>LB2320</b>	135	45	85	<b>LB2325</b>	135	45	85



## Pensili / Wall cupboard



**Pensile a giorno, 2 piani**  
Open wall cupboard, two shelves

	L	P	H
<b>LP1000</b>	50	25	65



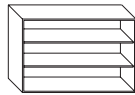
**Pensile 1 anta, vano a giorno**  
Wall cupboard with, one door, open space

	L	P	H
<b>LP2100</b>	50	27	65



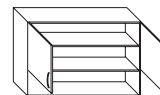
**Pensile 1 anta, 2 ripiani**  
Wall cupboard, one door, two shelves

	L	P	H
<b>LP2110</b>	50	27	65



**Pensile a giorno, 2 piani**  
Open wall cupboard, two shelves

	L	P	H
<b>LP1010</b>	100	25	65



**Pensile 2 ante, vano a giorno**  
Wall cupboard, two doors, open space


	L	P	H
<b>LP2200</b>	100	27	65



**Pensile 2 ante, 2 ripiani**  
Wall cupboard, two doors, 2 shelves

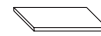
	L	P	H
<b>LP2240</b>	100	27	65

## Mensole / Shelves




**Mensole con bordi ABS**  
Shelf with ABS edges

	L	P	H
ml	20/35	2,5	
<b>LO0100</b>			




**Mensole con bordi ABS**  
Shelf with ABS edges

	L	P	H
	20/50	20/35	2,5
<b>LO1090</b>			




**Mensole con bordi ABS**  
Shelf with ABS edges

	L	P	H
	51/100	25/30	2,5
<b>LO1103</b>			



**Mensole con bordi ABS**  
Shelf with ABS edges

	L	P	H
	101/150	20/35	2,5
<b>LO1100</b>			



**Mensole con bordi ABS**  
Shelf with ABS edges


	L	P	H
	151/200	20/35	2,5
<b>LO1180</b>			

## Top per basi / Top for bases




**Top superiore bordi in massello con alzatina posteriore**  
Upper top wooden edges

	L	P	H
<b>LB9045</b>	45	50	3/5




**Top superiore bordi in massello con alzatina posteriore**  
Upper top wooden edges

	L	P	H
<b>LB9090</b>	90	50	3/5



**Top superiore bordi in massello con alzatina posteriore**  
Upper top wooden edges

	L	P	H
<b>LB9135</b>	135	50	3/5




**Top superiore bordi in massello con alzatina posteriore**  
Upper top wooden edges

	L	P	H
<b>LB9180</b>	180	50	3/5



**Top superiore bordi in massello con alzatina posteriore**  
Upper top wooden edges

	L	P	H
<b>LB9225</b>	225	50	3/5

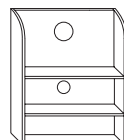


**Top superiore bordi in massello con alzatina posteriore**  
Upper top wooden edges

	L	P	H
<b>LB9270</b>	270	50	3/5

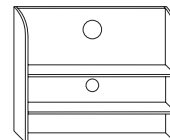
**Top bordo ABS**  
Top with ABS edges

	L	P	H
<b>LB9910</b>	ml	75	3/5



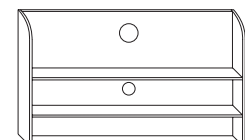
**Elemento superiore con mensole**  
Upper element with shelves

	L	P	H
<b>LB8090</b>	90	25	110



**Elemento superiore con mensole**  
Upper element with shelves

	L	P	H
<b>LB8135</b>	135	25	110



**Elemento superiore con mensole**  
Upper element with shelves

	L	P	H
<b>LB8180</b>	180	25	110



**Serratura anta**  
Lock for door

**LZ1010**

**Serratura cassetto**  
Lock for drawer

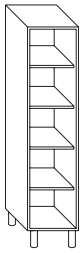
**LZ1025**

**Maggiorazione serratura  
chiave maestra**  
Overprice for master key

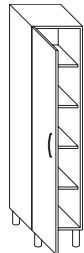
**LZ1011**

**Chiave passpartout  
per numero di responsabili**  
Overprice for passé-partout key

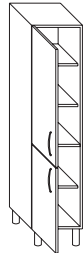
**LZ1030**



**Colonna a giorno**  
Open column



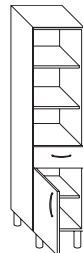
**Colonna, 1 anta, 4 ripiani**  
Column, one door, 4 shelves



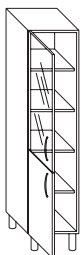
**Colonna, 2 ante, 4 ripiani**  
Column, 2 doors, 4 shelves



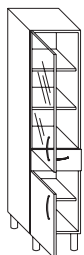
**Colonna, 1 anta, vano a giorno**  
Column, 1 door, open space



**Colonna, 1 anta, 1 cassetto,  
vani a giorno**  
Column, one door, one drawer,  
open space



**Colonna, 1 anta cieca, 1 anta vetro**  
Column, one blind door, one glass door



**Colonna, 1 anta cieca, 1 cassetto,  
1 anta vetro**  
Column, one blind door, 1 drawer,  
one glass door



**Colonna, 2 ante cieche, 1 cassetto**  
Column, two blind doors, one drawer



**Colonna, 4 cassettei, vano a giorno**  
Column, 4 drawers, open space



**Colonna, 1 anta, 4 cassettei**  
Column, one door, 4 drawers



	L	P	H		L	P	H		L	P	H		L	P	H				
<b>LG1100</b>	45	45	195	<b>LG2120</b>	45	45	195	<b>LG2125</b>	45	45	195	<b>LG2130</b>	45	45	195	<b>LG2135</b>	45	45	195

	L	P	H		L	P	H		L	P	H		L	P	H				
<b>LG2140</b>	45	45	195	<b>LG2145</b>	45	45	195	<b>LG2150</b>	45	45	195	<b>LG2155</b>	45	45	195	<b>LG2160</b>	45	45	195

# Colonne soggiorno

Columns for living room

LINEA  
**SOFT**

La struttura e i ripiani sono realizzati con pannelli di particelle di legno, spessore 20 mm, trattati con sostanze che rendono impermeabile tutta la superficie, che risulta lucida, resistente e durevole nel tempo grazie alla finitura melaminica.

I cassetti sono realizzati in fibra di legno laccata scorrevoli su guide in metallo antisfilamento.

Le ante sono laminate su entrambe le facce e sono caratterizzati da bordatura in SOFTFORMING, spessore 3 mm, a sezione arrotondata antitrauma con cerniere in acciaio nichelato regolabili su 2 assi con apertura max a 110°.

La stabilità dei ripiani è garantita dai reggipiani a doppio perno, uno applicato ai fianchi e uno al piano. Disponibile con ante superiori in vetro di sicurezza antisfondamento.

La base è dotata di gambe in tubo di acciaio verniciato diametro 60 mm con piedini in PVC regolabili.

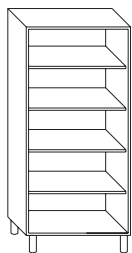
The structure and the shelves are made of panels composed by wood particles, thickness 20 mm, treated with waterproof substances; in this way it results shining, strong and durable thanks to the melaminic finish.

The drawers are made of lacquered wood fibre running on metal slides with blocking system.

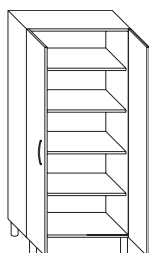
The doors are made of laminate on both sides with border made of SOFTFORMING, thickness 3mm with rounded shockproof section.

The doors hinges are made of nickelized steel, adjustable on two axes, opening to 110°. The shelves stability is warranted by supports with double pivot, one attached to the shelf and one to the inner side of wardrobe.

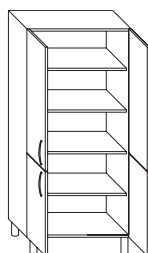
It is possible to have also upper doors made of safety glass break proof. The base is equipped with legs made of tubular varnished steel, Ø 60 mm., with adjustable feet made of PVC.



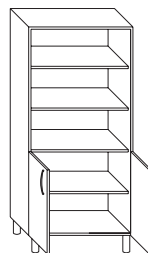
Colonna a giorno  
Open column



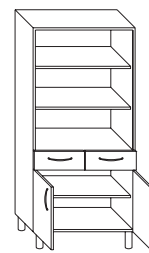
Colonna, 2 ante, 4 ripiani  
Column, two doors, 4 shelves



Colonna, 4 ante, 4 ripiani  
Column, 4 doors, 4 shelves

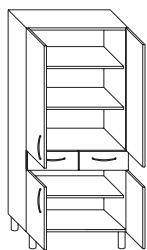


Colonna, 2 ante, vani a giorno  
Column, two doors, open space

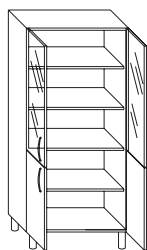


Colonna, 2 ante, 2 cassetti,  
vani a giorno  
Column, two doors, two drawers,  
open space

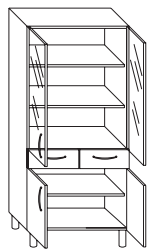
	L	P	H		L	P	H		L	P	H		L	P	H				
<b>LG1200</b>	90	45	195	<b>LG2220</b>	90	45	195	<b>LG2225</b>	90	45	195	<b>LG2230</b>	90	45	195	<b>LG2235</b>	90	45	195



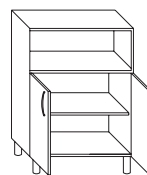
Colonna, 4 ante, 2 cassetti  
Column, 4 doors, two drawers



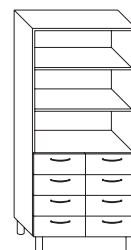
Colonna, 2 ante cieche,  
2 ante vetro  
Column, two blind doors,  
two glass doors



Colonna, 2 ante cieche, 2 cassetti,  
2 ante vetro  
Column, two blind doors, two drawers,  
two glass door

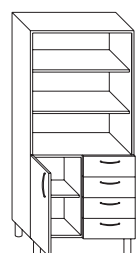


Mobile porta TV, 2 ante,  
vano a giorno superiore  
Furniture for TV, two doors,  
upper open space

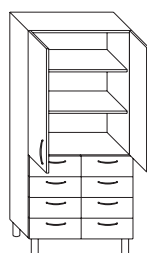


Colonna, 8 cassetti,  
ripiani a giorno  
Column, 8 drawers,  
open space with shelves

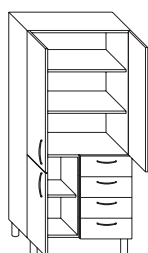
	L	P	H		L	P	H		L	P	H		L	P	H		L	P	H
<b>LG2237</b>	90	45	195	<b>LG2240</b>	90	45	195	<b>LG2245</b>	90	45	195	<b>LG2250</b>	90	45	120	<b>LG2290</b>	90	45	195



Colonna, 1 anta, 4 cassetti,  
ripiani a giorno  
Column, one door, 4 drawers,  
open space with shelves



Colonna, 2 ante,  
8 cassetti inferiori  
Column, two doors,  
8 lower drawers



Colonna, 2 ante superiori,  
1 anta inferiore, 4 cassetti  
Column, two upper doors,  
one lower door, 4 drawers

	L	P	H		L	P	H		L	P	H
<b>LG2265</b>	90	45	195	<b>LG2260</b>	90	45	195	<b>LG2295</b>	90	45	195

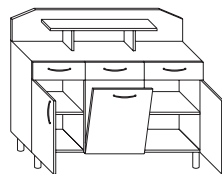
# Credenze

## Cupboards



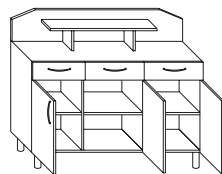
16

LINEA SOFT



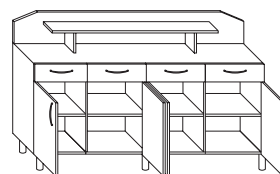
**Credenza pranzo, 3 cassetti, 2 ante, 1 cestone**  
Cupboard, three drawers, two doors, one basket

L	P	H
<b>LE2320</b>	150	55 100/140



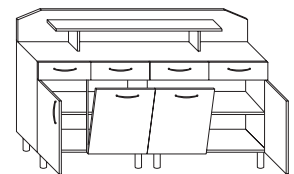
**Credenza pranzo, 3 cassetti, 3 ante**  
Cupboard, three drawers, three doors

L	P	H
<b>LE2335</b>	150	55 100/140



**Credenza pranzo, 4 cassetti, 4 ante**  
Cupboard, 4 drawers, 4 doors

L	P	H
<b>LE2420</b>	200	55 100/140



**Credenza pranzo, 4 cassetti, 2 ante, 2 cestoni**  
Cupboard, 4 drawers, two doors, two basket

L	P	H
<b>LE2425</b>	200	55 100/140

**Serratura anta**  
Lock for door

**LZ1010**

**Serratura cassetto**  
Lock for drawer

**LZ1025**

**Maggiorazione serratura chiave maestra**  
Overprice for master key

**LZ1011**

**Chiave passpartout per numero di responsabili**  
Overprice for passe-partout key

**LZ1030**

# Tavoli

Tables

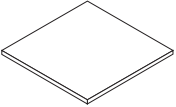
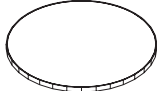
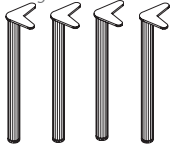
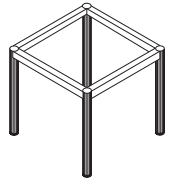
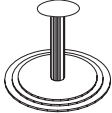
# LINEA SOFT

# PEGASO



I piani dei tavoli sono realizzati con pannelli uniformi di particelle di legno, spessore 30 mm, idrofugo e rivestito con laminato plastico, spessore 0,9 mm. I bordi perimetrali sono in ABS, spessore 3 mm, e arrotondati per evitare traumi accidentali, in PVC morbido o in legno massello. Vengono forniti nella versione a 4 gambe con e senza telaio perimetrale o con gambone centrale. Tutte le versioni permettono l'inserimento agevole delle carrozzine.

*The table surface is made with panels composed by wood particles, thickness 30 mm, waterproof and covered with plastic laminate thickness 0,9 mm. The borders are made of ABS thickness 3 mm and are rounded to avoid accidental traumas; they can be made of soft PVC or solid wood. The tables are available with four legs, with or without perimetrical frame, or with one central leg. All the versions are compatible with wheelchairs.*

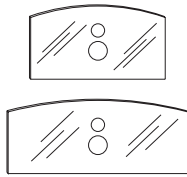
	DIM	ABS	PVC	LEGNO	MASSELLO	MDF
<b>PIANO TAVOLO QUADRATO</b> <i>Square table</i> 	60x60	<b>TP10606</b>	<b>TP20606</b>	<b>TP30606</b>	<b>TP40606</b>	
	80x80	<b>TP10808</b>	<b>TP20808</b>	<b>TP30808</b>	<b>TP40808</b>	
	90x55	<b>TP10905</b>	<b>TP20905</b>	<b>TP30905</b>	<b>TP40905</b>	
	90x90	<b>TP10909</b>	<b>TP20909</b>	<b>TP30909</b>	<b>TP40909</b>	<b>TP70909</b>
	100x55	<b>TP11005</b>	<b>TP21005</b>	<b>TP31005</b>	<b>TP41005</b>	
	100x80	<b>TP11008</b>	<b>TP21008</b>	<b>TP31008</b>	<b>TP41008</b>	
	100x100	<b>TP11010</b>	<b>TP21010</b>	<b>TP31010</b>	<b>TP41010</b>	
	120x60	<b>TP11206</b>	<b>TP21206</b>	<b>TP31206</b>	<b>TP41206</b>	
	120x80	<b>TP11208</b>	<b>TP21208</b>	<b>TP31208</b>	<b>TP41208</b>	
	120x120	<b>TP11312</b>	<b>TP21312</b>	<b>TP31312</b>	<b>TP41312</b>	
	135x55	<b>TP11305</b>	<b>TP21305</b>	<b>TP31305</b>	<b>TP41305</b>	
	130x70	<b>TP11307</b>	<b>TP21307</b>	<b>TP31307</b>	<b>TP41307</b>	
	130x90	<b>TP11309</b>	<b>TP21309</b>	<b>TP31309</b>	<b>TP41309</b>	
	160x80	<b>TP11608</b>	<b>TP21608</b>	<b>TP31608</b>	<b>TP41608</b>	
<b>PIANO TAVOLO ROTONDO</b> <i>Round table</i> 	Ø 80	<b>TP10800</b>	<b>TP20800</b>			
	Ø 90	<b>TP10900</b>	<b>TP20900</b>			
	Ø 120	<b>TP11200</b>	<b>TP21200</b>			
<b>SET GAMBE</b> <i>Set legs for table</i> 	Verniciata h75 / <i>Varnished h75</i>				<b>TP9000</b>	
	Rivestita h75 / <i>Covered h75</i>				<b>TP9010</b>	
	Cromata h75 / <i>Chromed h75</i>				<b>TP9020</b>	
	Verniciata h42 / <i>Varnished h42</i>				<b>TP9030</b>	
	Rivestita h 42 / <i>Covered h42</i>				<b>TP9040</b>	
	Cromata h42 / <i>Chromed h42</i>				<b>TP9050</b>	
<b>TELAIO</b> <i>Metal frame for table</i> 	Con gambe verniciate / <i>With varnished legs</i>				<b>TP9110</b>	
	Con gambe legno massello / <i>With legs solid wood</i>				<b>TP9120</b>	
	Con gambe cromate / <i>With chromed legs</i>				<b>TP9130</b>	
<b>COLONNA CENTRALE</b> <i>Central column for table</i> 	In ghisa zavorrata / <i>Made of ballastend cast iron</i>				<b>TP9100</b>	
	In acciaio / <i>Made of varnished steel</i>				<b>TP9140</b>	
	In acciaio elevabile / <i>Made of varnished steel and adjustable in height</i>				<b>TP9150</b>	

## Divisori Separating systems

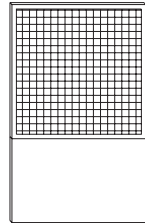


**Colonna di supporto per fioriera e per cristallo**  
Support columns for flowers box and cristal partition


	L	P	H
<b>LD1100</b>	40	40	195



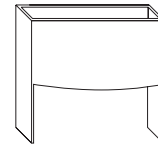
**Cristallo divisorio sopra fioriera (da affiancare a LD 1100)**  
Cristal partition flower box



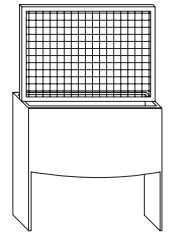
**Divisorio in grigliato con pannello cieco inferiore**  
Partition with blind lower panel



**Divisorio in grigliato**  
Partition



**Fioriera divisoria bordo legno**  
Flower box wood edge



**Fioriera divisoria bordo legno con grigliato**  
Flower box wood edge with partition

L	P	H	L	P	H	L	P	H	L	P	H	L	P	H	
<b>LD2040</b>	120	2	65	<b>LD3010</b>	120	5	110/195	<b>LD3040</b>	120	5	195	<b>LD3120</b>	120	40	110
<b>LD2050</b>	160	2	65	<b>LD3030</b>	150	5	110/195					<b>LD3121</b>	120	40	195
				<b>LD3035</b>	160	5	110/195					<b>LD3160</b>	160	40	110
												<b>LD3161</b>	160	40	195

## Appendiabiti / Clothes hanger



**Appendiabiti a parete a 1 posto**  
Wall clothes hanger one place

L	P	H	
<b>LV1001</b>	30	2/10	20



**Appendiabiti a parete 2 posti**  
Wall clothes hanger two places

L	P	H	
<b>LV1002</b>	45	2/10	20



**Appendiabiti a parete 3 posti**  
Wall clothes hanger three places

L	P	H	
<b>LV1003</b>	55	2/10	20



**Appendiabiti a parete 4 posti**  
Wall clothes hanger four places

L	P	H	
<b>LV1004</b>	70	2/10	20



**Appendiabiti a parete 5 posti**  
Wall clothes hanger five places

L	P	H	
<b>LV1005</b>	80	2/10	20



**Appendiabiti a parete 6 posti**  
Wall clothes hanger six places

L	P	H	
<b>LV1006</b>	90	2/10	20



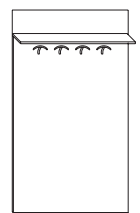
**Appendiabiti a parete 4 posti con mensola superiore**  
Wall clothes hanger 4 places with upper shelf

L	P	H	
<b>LV1014</b>	70	2/10	22



**Appendiabiti a parete 3 posti con mensola**  
Wall clothes hanger 3 places with upper shelf

L	P	H	
<b>LV1130</b>	60	2/10	180



**Appendiabiti a parete 4 posti con mensola**  
Wall clothes hanger 4 places with upper shelf

L	P	H	
<b>LV1140</b>	100	2/10	180

18

LINEA SOFT




## Specchi / Mirrors



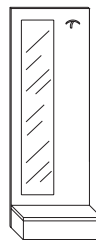
**Specchio a muro con cornice**  
Wall mirror with frame

L	P	H	
<b>LU1000</b>	63	3	70



**Specchio a muro con scarpiera a 2 cassetti**  
Wall mirror with shoe cupboard and two drawers

L	P	H	
<b>LU1010</b>	90	33	58/195



**Appendiabiti con specchio**  
Clothes hanger with mirror

L	P	H	
<b>LU1013</b>	70	45	195



**Specchio angolare con portatelefono e portaombrelli**  
Angular mirror with umbrella stand and shelf for telephone

L	P	H	
<b>LU1015</b>	30	30	195

# Caratteristiche tecniche

## Technical features

# LINEA SOFT

La struttura è realizzata con pannelli uniformi di particelle di legno impastate mediante legante a base di resine sintetiche pressate, spessore 20 mm, a basso contenuto di formaldeide (classe E1) e idrofugo con finitura melaminica a base di resine sintetiche. La composizione del pannello contiene per il 70% legno di pioppo, mentre per il restante 30 % altre essenze. Perimetralmente sono presenti guarnizioni antipolvere in PVC per evitare il deposito e il sollevamento della polvere, spessore 0.5 mm. La colla impiegata in fase di bordatura è di tipo termofondente, di colore neutro.

Le ante sono realizzate anch'esse con pannelli uniformi di particelle di legno impastate mediante legante a base di resine sintetiche e poi pressati, spessore 20 mm, con basso contenuto di formaldeide (classe E1) e idrofugo, con entrambe le facce rivestite da laminato plastico di spessore 0.9 mm, il laminato è incollato alla superficie dell'anta con colla vinilica E 31, un collante a base di polivinilacetato in dispersione acquosa. I bordi perimetrali sono in SOFTFORMING, spessore 3 mm, a sezione arrotondata antitrauma.

La colla impiegata in fase di bordatura è di tipo termofondente, di colore neutro.

### COMPONENTI PER MOBILE

**CERNIERE:** cerniere 110° in acciaio nichelato, regolabili su 3 assi.

**GAMBE:** gambe in tubo tondo di acciaio verniciato, diametro 60 mm.

**PIEDINI:** realizzati in PVC ad alta resistenza e regolabili in altezza.

**SERRATURA:** Modello MERONI, disponibile chiave maestra antitrauma su richiesta.

**MANIGLIE:** le maniglie ergonomiche e prive di spigoli vivi sono disponibili nella versione morbida o in acciaio.

**ASTA APPENDIABITI:** il reggitubo dell'asta appendiabiti è in zama.

Il tubo dell'asta appendiabiti è in acciaio cromato.

### ISTRUZIONI PER LA MANUTENZIONE

Il laminato è un materiale che si distingue per l'ottima resistenza a macchie, graffi, infiltrazioni di liquidi e urti.

E' semplice da pulire e non richiede nessuna particolare attenzione.

Per una normale manutenzione delle ante in laminato si può usare un panno morbido e un prodotto detergente specifico, oppure un panno in microfibra; per lo sporco più resistente si ottengono ottimi risultati con detersivi liquidi o detersivi per vetri.

*The structure is made of panels composed by wood particles, mixed with pressed synthetic resins, thickness 20 mm, with low contents of formaldehyde ( class E1), waterproof with melaminic finish with a base of synthetic resins.*

*The panel is composed by 70% of poplar wood and 30% of others woods. On the perimeter there are special garnishes made of PVC to avoid dust, thickness 0,5 mm. The used glue is thermofused, with neutral colour.*

*Also the doors are made of panels composed by wood particles, mixed with pressed synthetic resins, thickness 20 mm, with low contents of formaldehyde ( class E1), waterproof. Both sides are covered with plastic laminate thickness 0,9 mm.*

*The laminate is fixed on the door surface through a vinyl glue E31. The edges are made of SOFTFORMING, thickness 3 mm with rounded and shockproof section.*

*The used glue is thermofused, with neutral colour.*

### COMPONENTS

**HINGES:** hinges 110° made of nickelized steel; adjustable on three axes.

**LEGS:** legs made of tubular varnished steel, Ø 60 mm.

**FEET:** feet made of resistant PVC, with adjustable height.

**LOCK:** model MERONI; it is available on request shockproof master key

**HANDLES:** the handles are ergonomics and without sharp edges; they are available with soft or steel version.

**HANGER FOR CRUTCHES:** the support of the hanger is made of aluminium and pewter alloy, and the hanger is made of chromed steel.

### CLEANING PROCEDURES

*The laminate is a strong material; it is easy to clean and it doesn't need particular attention.*

*To clean the laminate doors it is sufficient to use a soft cloth and a specific detergent; if it is seriously dirty it is possible to have better results with liquid detergents or specific products for glasses.*



**Cornice finitura noce**  
Walnut finishing



**Struttura acero**  
Maple structure



**Struttura faggio**  
Beech structure



**Struttura noce**  
Walnut structure



**Struttura ciliegio**  
Cherry wood structure



**SINGERT**



35020 SAONARA Z.A.I. (Padova)  
V.le Veneto, 2  
Tel. +39 049 8790199  
Fax +39 049 8790711  
<http://www.givas.it>  
[info@givas.it](mailto:info@givas.it)

Arredi per Ospedali e Comunità  
***Furnitures for Hospitals and Communities***